

# **The Economic Stimulus Payments of 2008 and the Aggregate Demand for Consumption**

## **Unpublished Appendix**

Christian Broda  
Duquesne Capital Management and NBER

Jonathan A. Parker  
MIT and NBER

### **Contents**

- Summary statistics Table A and Table B
- Survey time and action schedule
- Mailed invitation and mailed survey, Parts I and II
- On-line survey, Parts I and II (webpages collapses onto fewer text pages)
- Response rates by wave
- Data access

**Table A: The distribution of reported economic stimulus payment amounts**

<u>ESP value</u>	<u>Static sample</u>		<u>Static sample with only ESPs by mail</u>		<u>Static sample with only ESPs by direct deposit</u>	
	<u>Number</u>	<u>Percent of ESPs</u>	<u>Number</u>	<u>Percent of ESPs</u>	<u>Number</u>	<u>Percent of ESPs</u>
0<ESP<300	348	1.6	231	2.1	116	1.1
<i>ESP=300</i>	2,783	13.0	1,835	16.4	936	9.2
300<ESP<600	626	2.9	356	3.2	266	2.6
<i>ESP=600</i>	7,415	34.7	4,031	36.1	3,359	33.1
600<ESP<900	402	1.9	211	1.9	187	1.8
<i>ESP=900</i>	809	3.8	326	2.9	481	4.7
900<ESP<1200	304	1.4	172	1.5	132	1.3
<i>ESP=1200</i>	5,202	24.3	2,819	25.2	2,372	23.4
1200<ESP<1500	153	0.7	67	0.6	86	0.8
<i>ESP=1500</i>	1,440	6.7	566	5.1	871	8.6
1500<ESP<1800	124	0.6	36	0.3	88	0.9
<i>ESP=1800</i>	1,197	5.6	374	3.3	820	8.1
1800<ESP<2100	42	0.2	14	0.1	28	0.3
<i>ESP=2100</i>	362	1.7	98	0.9	263	2.6
2100<ESP<2400	26	0.1	4	0.0	22	0.2
<i>ESP=2400</i>	100	0.5	23	0.2	77	0.8
2400<ESP<2700	8	0.0	2	0.0	6	0.1
<i>ESP=2700</i>	17	0.1	2	0.0	15	0.1
2700<ESP<3000	2	0.0	2	0.0	0	0.0
<i>ESP=3000</i>	5	0.0	3	0.0	2	0.0
<i>ESP&gt;3000</i>	16	0.1	9	0.1	7	0.1

Notes: Each sample includes only households that meet the standard NCP static reporting requirement for the year and report receipt during the period of the experimental variation and sufficient ESP information for the sample. All samples statistics are weighted by the NCP projection factor for 2008. Calculated based on data from The Nielsen Company (US) LLC and provided by the Marketing Data Center at the University of Chicago Booth School of Business.

**Table B: The temporal distribution of reported economic stimulus payments**

Week ending	Static sample		Static sample with only ESPs by mail		Static sample with only ESPs by direct deposit	
	Mean ESP amount   amount > 0	Num (%) of week's obs with amount > 0	Mean ESP amount   amount > 0	Num (%) of week's obs with amount > 0	Mean ESP amount   amount > 0	Num (%) of week's obs with amount > 0
April 26	933	163 (1)	-	-	933	163 (2)
May 3	976	1315 (6)	769	19 (0)	981	1295 (13)
May 10	971	4854 (23)	684	203 (2)	985	4643 (46)
May 17	988	3693 (17)	849	462 (4)	1,006	3225 (32)
May 24	960	1504 (7)	876	685 (6)	1,031	808 (8)
May 31	885	803 (4)	885	800 (7)	-	-
June 7	833	943 (4)	833	937 (8)	-	-
June 14	783	1345 (6)	784	1336 (12)	-	-
June 21	782	1737 (8)	780	1727 (15)	-	-
June 28	786	1418 (7)	787	1415 (13)	-	-
July 5	827	1066 (5)	826	1064 (10)	-	-
July 12	775	1400 (7)	776	1398 (13)	-	-
July 19	748	928 (4)	748	923 (8)	-	-
July 26	735	212 (1)	735	212 (2)	-	-

Notes: Each sample includes only households that meet the standard NCP static reporting requirement for the year and report both receipt during the period of the experimental variation and sufficient ESP information for the sample. All samples statistics are weighted by the NCP projection factor for 2008. Calculated based on data from The Nielsen Company (US) LLC and provided by the Marketing Data Center at the University of Chicago Booth School of Business.

## Tax Rebate Study - Time & Action Plan

#	Task	Start	Finish
	<b>Online Tax Rebate Survey #280556 - Wave 1</b>		
	<b>Production launch Wave 1 online survey</b>		
10	Production launch of online Tax Rebate Full Survey	05/27/08	05/27/08
11	Email reminder #1	05/30/08	05/30/08
12	Email reminder #2	06/05/08	06/05/08
13	Email reminder #3	06/11/08	06/11/08
14	Close online survey	06/16/08	06/16/08
	<b>Online Tax Rebate Survey #280556 - Wave 2</b>		
	<b>Production launch Wave 2 non respd full online survey</b>		
	<b>Production launch Wave 2 Part 2 survey</b>		
19	Production launch of Wave 2 Non responders survey	06/26/08	06/26/08
20	Email reminder #1	07/02/08	07/02/08
21	Email reminder #2	07/08/08	07/08/08
22	Email reminder #3	07/11/08	07/11/08
23	Close online survey	07/16/08	07/16/08
	<b>Online Tax Rebate Survey #280556 - Wave 3</b>		
	<b>Production launch Wave 3 non respd full online survey</b>		
	<b>Production launch of Wave 3 Part 2 survey</b>		
33	Production launch of Wave 3 Non responders survey	07/25/08	07/25/08
34	Email reminder #1	07/30/08	07/30/08
35	Email reminder #2	08/06/08	08/06/08
36	Email reminder #3	08/13/08	08/13/08
37	Close online survey	08/18/08	08/18/08
	<b>Paper Tax Rebate Survey #280532 - Wave 1</b>		
	<b>Programming of paper survey</b>		
48	Production paper mailing date	06/13/08	06/13/08
49	Telecom reminders	06/19/08	06/19/08
50	Telecom reminders	06/26/08	06/26/08
51	Telecom reminders	07/03/08	07/03/08
52	Telecom reminders	07/10/08	07/10/08
53	Telecom reminders	07/17/08	07/17/08
54	Close paper survey Wave 1	07/19/08	07/19/08
	<b>Paper Tax Rebate Survey #280532 - Wave 2</b>		
	<b>Production launch of Wave 2 paper surveys</b>		
60	Production paper mailing date	07/25/08	07/25/08
61	Telecom reminders (estimate)	07/31/08	07/31/08
62	Telecom reminders (estimate)	08/07/08	08/07/08
63	Telecom reminders (estimate)	08/14/08	08/14/08
64	Telecom reminders (estimate)	08/21/08	08/21/08
65	Telecom reminders (estimate)	08/28/08	08/28/08
66	Close paper surveys Wave 2	09/06/08	09/06/08

## **Cover page and email request to participate and reminders**

The cover of the mailed paper survey was written in the standard format in which Nielsen communicated with its panelists that do not fill out surveys on line. The email request to fill out the survey on line was similarly written in the standard format in which Nielsen communicated with its panelists who respond on line. The specific text, in the cover page or email, stated that “We could all use some extra money, and, earlier this year, the Federal government approved a one-time economic stimulus payment also referred to as a tax rebate, for some households. A special survey is enclosed regarding this rebate.” Following this instruction were specific (and standard) instructions regarding how to complete the survey. In particular the survey was to be completed by “the adult household member most knowledgeable about your household’s income and tax returns,” underlined on the cover page and in bold in the email. Each communication also described the number of bonus gift points that would be earned by participating in the survey.

Reminders sent to households by email or communicated to households by phone similarly emphasized the topic of the survey, that it should be completed by the person most familiar with the household’s income and taxes, the brevity of the survey (it was estimated to take about ten minutes), and the points that completion would earn. Reminders also offered assistance through the on-line support center or by phone for any panelists encountering difficulties.


# Tax Rebate Survey

This survey should be completed by the adult household member most knowledgeable about your household's income tax returns.






Please scan this survey barcode to begin



You will need a pencil or pen for part of this survey.



1. Before going on a vacation, how much time do you spend examining where you would most like to go and what you would like to do?

- A great deal of time 
- Quite a bit of time 
- A little time 
- Almost no time 
- Do not go on vacation 

2. Many people sometimes buy things that they later wish they had not bought. About how often do you or other household members make purchases that you later regret?

- Often 
- Occasionally 
- Rarely 
- Never 

3. In general, are you or other household members the sort of people who would rather spend your money and enjoy it today or save more for the future?

Spend now



Save for the future



4. In case of an unexpected decline in income or increase in expenses, do you have at least two months of income available in cash, bank accounts, or easily accessible funds?

Yes



No



5. In the last few years, have you gathered together your household's financial information, reviewed it in detail, and formulated a financial plan for your household's long term future?

Yes



No



Earlier this year the Federal government approved an economic stimulus package. This year many households will receive a one-time **economic stimulus payment**, commonly called a **tax rebate**, either by check or direct deposit. This is different from a refund on your annual income taxes.

6. Has your household received a tax rebate (stimulus payment) this year?

Yes



→ Continue with question #7.

No, but we are expecting to



No, and we are unsure whether we will get any



No, and we are definitely not getting one



Not sure/don't know



Thank you for participating.

7. In what month did you receive this tax rebate (please respond for the larger rebate if your household received more than one)?

April



June



May



July



7a. As closely as you can recall, on what day of the month did you receive the rebate? Please type your two-digit response and then press YES/ENTER when you are done. For example, if you received on the 5th of the month, type in 05. If you do not know, please type in "DO NOT KNOW" and press YES/ENTER.

8. Was this rebate received by direct deposit or check?

Direct deposit to checking or savings account



Check by US mail



Not sure/don't know



8a. What was the dollar amount of this tax rebate (stimulus payment)? Please type in your four-digit response into the scanner and then press the YES/ENTER key when you are done. For example, if it was \$650, please type 0650 and press YES/ENTER.

9. Was this about the amount your household was expecting?

No, and we were surprised to get any rebate at all



No, and it was less than we were expecting



No, and it was more than we were expecting



Yes, and we've known the approximate amount since February



Yes, and we've known the approximate amount since March



Yes, and we've known the approximate amount since April



Yes, but we only learned about it recently



Not sure/don't know





10. Thinking about your household’s financial situation this year, is the tax rebate leading you mostly to increase spending, mostly to increase savings, or mostly to pay off debt?

Mostly to increase spending



Mostly to pay off debt



Mostly to increase savings



Not sure/don’t know



For questions #6 through #10, please think about the **extra** amount you are spending because of this rebate on each type of purchase outlined below.

*First, please use a pencil or pen to write in dollar amounts below.*

*Then, on the following pages, use the barcodes to scan in what those dollar amounts are.*

**How much (in dollars rounded to the nearest dollar) are you spending on each of the following?**

You will need your pencil or pen to help with this section.



For Question #	Types of Purchases	Total Dollar Amount
11.	Food, health & beauty aids, and household products	\$ <input type="text"/> , <input type="text"/> <input type="text"/> <input type="text"/>
12.	Entertainment or personal services, such as restaurants, vacations, and movie tickets	\$ <input type="text"/> , <input type="text"/> <input type="text"/> <input type="text"/>
13.	Durable goods such as appliances, electronics and furniture	\$ <input type="text"/> , <input type="text"/> <input type="text"/> <input type="text"/>
14.	Clothing, shoes or accessories	\$ <input type="text"/> , <input type="text"/> <input type="text"/> <input type="text"/>
15.	All other types of purchases	\$ <input type="text"/> , <input type="text"/> <input type="text"/> <input type="text"/>

Now, please provide us with your responses by scanning one barcode in each column for each type of purchase. →

Please provide the dollar amount for this type of **extra** spending because of the tax rebate by scanning one number in each column.

*For example, for a dollar amount of \$125, you would scan 0 in the first column (Thousands), 1 in the second column (Hundreds), 2 in the third column (Tens), and 5 in the fourth column (Ones). Please scan only one barcode in each column.*

11. Please scan the dollar amount you wrote on page 4 for **food, health & beauty aids, and household products.**

	<u>Thousands</u>	<u>Hundreds</u>	<u>Tens</u>	<u>Ones</u>
0				
1				
2				

Please scan this barcode when you are finished entering the dollar amount for this statement



Please provide the dollar amount for this type of **extra** spending because of the tax rebate by scanning one number in each column.

For example, for a dollar amount of \$125, you would scan 0 in the first column (Thousands), 1 in the second column (Hundreds), 2 in the third column (Tens), and 5 in the fourth column (Ones). Please scan only one barcode in each column.

12. Please scan the dollar amount you wrote on page 4 for **entertainment or personal services such as restaurants, vacations, and movie tickets.**

	<u>Thousands</u>	<u>Hundreds</u>	<u>Tens</u>	<u>Ones</u>
0				
1				
2				


































Please scan this barcode when you are finished entering the dollar amount for this statement



Please provide the dollar amount for this type of **extra** spending because of the tax rebate by scanning one number in each column.

*For example, for a dollar amount of \$125, you would scan 0 in the first column (Thousands), 1 in the second column (Hundreds), 2 in the third column (Tens), and 5 in the fourth column (Ones). Please scan only one barcode in each column.*

13. Please scan the dollar amount you wrote on page 4 for **durable goods such as appliances, electronics and furniture.**

	<u>Thousands</u>	<u>Hundreds</u>	<u>Tens</u>	<u>Ones</u>
0				
1				
2				
				
				
				
				
				
				
				






Please scan this barcode when you are finished entering the dollar amount for this statement



Please provide the dollar amount for this type of **extra** spending because of the tax rebate by scanning one number in each column.

*For example, for a dollar amount of \$125, you would scan 0 in the first column (Thousands), 1 in the second column (Hundreds), 2 in the third column (Tens), and 5 in the fourth column (Ones). Please scan only one barcode in each column.*

14. Please scan the dollar amount you wrote on page 4 for **clothing, shoes or accessories.**

	<u>Thousands</u>	<u>Hundreds</u>	<u>Tens</u>	<u>Ones</u>
0				
1				
2				
				
				
				
				
				
				
				


































Please scan this barcode when you are finished entering the dollar amount for this statement



Please provide the dollar amount for this type of **extra** spending because of the tax rebate by scanning one number in each column.

*For example, for a dollar amount of \$125, you would scan 0 in the first column (Thousands), 1 in the second column (Hundreds), 2 in the third column (Tens), and 5 in the fourth column (Ones). Please scan only one barcode in each column.*

15. Please scan the dollar amount you wrote on page 4 for **all other types of purchases.**

	<u>Thousands</u>	<u>Hundreds</u>	<u>Tens</u>	<u>Ones</u>
0				
1				
2				
				
				
				
				
				
				
				

Please scan this barcode when you are finished entering the dollar amount for this statement



**Thank You For Participating! Please Transmit As Soon As Possible.**

## Part One

Before going on a vacation, how much time do you spend examining where you would most like to go and what you would like to do?

- A great deal of time
- Quite a bit of time
- A little time
- Almost no time
- Do not go on vacation

---

Next

---

Many people sometimes buy things that they later wish they had not bought. About how often do you or other household members make purchases that you later regret?

- Often
- Occasionally
- Rarely
- Never

---

Next

---

In general, are you or other household members the sort of people who would rather spend your money and enjoy it today or save more for the future?

- Spend now
- Save for the future

Next

---

In case of an unexpected decline in income or increase in expenses, do you have at least two months of income available in cash, bank accounts, or easily accessible funds?

- Yes
- No

Next

---

---

In the last few years, have you gathered together your household's financial information, reviewed it in detail, and formulated a financial plan for your household's long term future?

Yes

No

Next

---

## Part Two

Earlier this year the Federal government approved an economic stimulus package. This year many households will receive a one-time **economic stimulus payment**, commonly called a **tax rebate**, either by check or direct deposit. This is different from a refund on your annual income taxes.

Next

---

Has your household received a tax rebate (stimulus payment) this year?

Yes

No, but we are expecting to

No, and we are unsure whether we will get any

No, and we are definitely not getting one

Not sure/don't know

---

Next

---

In what month did you receive this tax rebate (please respond for the larger rebate if your household received more than one)?

April

May

June

July

Next



---

As closely as you can recall, on what day of the month did you receive the rebate?

(Click here to choose)

Next

---

---

Was this rebate received by direct deposit or check?

- Direct deposit to checking or savings account
- Check by US mail
- Don't know

Next

---

---

What was the dollar amount of this tax rebate (stimulus payment)?

\$

Next

---

---

Was this about the amount you were expecting?

- No, and we were surprised to get any rebate at all
- No, and it was less than we were expecting
- No, and it was more than we were expecting
- Yes, and we've known the approximate amount since February
- Yes, and we've known the approximate amount since March
- Yes, and we've known the approximate amount since April
- Yes, but we only learned about it recently

Next

---

---

Thinking about your household's financial situation this year, is the tax rebate leading you mostly to increase spending, mostly to increase savings, or mostly to pay off debt?

- Mostly to increase spending
- Mostly to increase saving
- Mostly to pay off debt
- Not sure/don't know

Next

---

---

For the following questions, please think about the **extra** amount you are spending because of this rebate. How much (in dollars rounded to the nearest dollar) are you spending on each of the following:

	<b>Dollar Amount</b>
Food, health & beauty aids, and household products	<input type="text"/>
Entertainment or personal services, such as restaurants, vacations, and movie tickets	<input type="text"/>
Durable goods such as appliances, electronics and furniture	<input type="text"/>
Clothing, shoes or accessories	<input type="text"/>
All other types of purchases	<input type="text"/>

Submit Survey

---

Response rates by survey and wave

**Online**

	<b>actual outgoing</b>	<b>responded</b>	<b>part 2 - Q6=1 yes</b>	<b>part 2 - Q6=2,3,5</b>	<b>part 2 - Q6=4 definitely not</b>	<b>non- respondents</b>	<b>response rate</b>
wave 1 (part 1 and 2) - 280556	46620	33910	17974	13831	2105	<b>12710</b>	72.7
wave 2 (part 2 only) -280560	13407	11158	5842	4883	433	2249	83.2
wave 2 (part 1 and 2) - 280683	9480	2230	1689	372	168	7250	23.5
wave 3 (part 2 only) -280757	7081	5631	3957	1343	331	1450	79.5
wave 3 (part 1 and 2) - 280756	6005	1133	945	108	80	4872	18.9
<b>Overall</b>		<b>37273</b>					<b>80.0</b>

---

**Paper**

wave 1 (part 1 and 2) - 280532	13243	9541	5544	3416	581	<b>3702</b>	72.0
wave 2 (part 2 only) -280534	3408	2783	2073	566	144	625	81.7
wave 2 (part 1 and 2) - 280599	3166	1634	1259	251	124	1532	51.6
<b>Overall</b>		<b>11175</b>					<b>84.4</b>

---

<b>total respondent count</b>	<b>59863</b>	<b>48448</b>					<b>80.9</b>
-------------------------------	--------------	--------------	--	--	--	--	-------------

---

## Data access

The research employs data available from the Kilts Center for Marketing Research at the University of Chicago's Booth School of Business, and a tax rebates survey conducted by Nielsen on behalf of Jonathan Parker and Christian Broda. Despite our best efforts, we have been unable to get Nielsen's cooperation in setting up an archive of the data that would allow researchers to license the data (through Nielsen, the Kilts Center, the Demand Institute, and other places). That said, researchers may be able to license the data from Nielsen. Nielsen has the raw tax rebate survey data, and we are willing to cooperate and do whatever way we can to facilitate the further use of our survey.

We originally licensed the data from Ed Grove and Molly Hagen at Nielsen with contract NBT number 11611.