

Published as:

"How Good Is the Samaritan, and Why? An Experimental Investigation of the Extent and Nature of Religious Prosociality Using Economic Games." Everett, Jim A.C., Omar S. Haque, and David G. Rand. *Social Psychological and Personality Science* Vol. 7, No. 3 (2016): 248-255. <http://doi.org/10.1177/1948550616632577>

How Good is the Samaritan, and Why? An Experimental Investigation of the Extent and Nature of Religious Prosociality Using Economic Games

Jim A.C. Everett^{1*}, Omar S. Haque², David G. Rand³

¹Department of Experimental Psychology, Oxford University, Oxford, UK., ²Department of Psychology, Harvard University, Cambridge, MA, USA., ³Department of Psychology, Yale University, New Haven, CT, USA.

*Corresponding author: jim.everett@psy.ox.ac.uk

Forthcoming in *Social Psychological and Personality Science*

What is the extent and nature of religious prosociality? If religious prosociality exists, is it parochial and extended selectively to co-religionists, or is it generalized regardless of the recipient? Further, is it driven by preferences to help others or by expectations of reciprocity? We examined how much of a \$0.30 bonus Mechanical Turk workers would share with the other player whose religion was prominently displayed during two online resource allocation games. In one game (but not the other), the recipient could choose to reciprocate. Results from both games showed that the more central religion was in participants' lives, the more of the bonus they shared, regardless of whether they were giving to atheists or Christians. Furthermore, this effect was most clearly related to self-reported frequency of "thinking about religious ideas", rather than belief in God or religious practice/experience. Our findings provide evidence of generalized religious prosociality and illuminate its basis.

Compared to the nonreligious, religious individuals are perceived as being more moral (Hout & Fisher, 2002), likable (Bailey & Young, 1986), and trustworthy (Bailey & Doriot, 1985). In contrast, atheists experience distrust and prejudice – and particularly so from religious people (Gervais, Shariff, & Norenzayan, 2011). But to what extent are such stereotypes of atheists as less cooperative grounded in reality? Are religious people really more prosocial than atheists?

To investigate this, researchers have increasingly utilized behavioral economic games as an effective tool to explore prosocial behavior, wherein participants make real monetary choices that affect earnings for themselves and others. Behavior in these games has been shown to have a reliable relationship to prosocial behavior in everyday life (Peysakhovich et al, 2014). For example, giving in a Dictator Game (DG) predicts both giving to charity in a field setting (Benz & Meier, 2008) and the returning of money mistakenly mailed to them in a misdirected letter (Franzen & Pointner, 2013). But using economic games, the relationship between religiosity and prosocial behavior remains unclear (for critical reviews see Galen, 2012; and Preston, Ritter, & Hernandez, 2010). Some studies find a positive relationship, whereby religiosity is associated with prosocial behavior as measured by giving in DGs (Eckel & Grossman, 2003; Tan, 2006), Public Goods cooperation (Ahmed, 2009), and trustworthiness in a Trust Game (TG) (Tan & Vogel, 2008). Other work, however, has failed to find a relationship between religiosity and prosocial behaviour in the DG (Eckel & Grossman, 2004; Anderson, Mellor, & Milyo, 2010; Paciotti et al. 2011), the TG (Anderson et al. 2010; Bellemare & Kröger, 2007), or Public Goods Dilemmas (Ahmed & Salas, 2009; Orbell et al., 1992). Still other studies have suggested that such effects are moderated by the (lack of) religious belief of the other player whereby greater prosocial behaviour by religious people in a DG is seen only when the recipient shares the religious identity of the participant (Ben-Ner, McCall, Stephane, & Wang, 2009).

Consideration of the existing literature on religious prosociality, then, reveals mixed effects and three competing hypotheses can be discerned. First, a religious *prosociality equivalence* hypothesis predicts that religious and non-religious individuals are equally prosocial. Second, a *generalized religious prosociality* hypothesis predicts that religious individuals are more prosocial regardless of the recipient. Third, a *religious parochialism* hypothesis predicts that religious people are only more prosocial towards co-religionists. Beyond these hypotheses derived from the body of research on religious prosociality, a fourth hypothesis is that atheists are more prosocial overall, and a fifth hypothesis that atheists exhibit parochial prosociality.

Here we distinguish between these competing hypotheses by examining the relationship between religiosity and prosociality when giving to Christian versus atheist partners in economic games. Previous work has often compared prosociality among religious individuals vs. individuals that have not specified a religion (e.g. Kibbutz members vs. anonymous city members, Ruffle & Sosis, 2006). Yet to explore the extent of religious prosociality, atheists are an ideal recipient comparison group because they constitute a clearly distinct group from religious individuals (one cannot easily be a Christian *and* an atheist), and moreover one that is particularly disliked across many demographics (Edgell, Gerteis & Hartmann, 2006). If religious prosociality is primarily parochial – rather than generalized – we would expect prosocial behavior to be extended selectively towards other religious individuals and not atheists. On the other hand, if religious prosociality is a generalized phenomenon, we would expect religious individuals to be more prosocial even to members of such a generally disliked group.

As a secondary question, we investigated the psychological mechanisms underlying religious prosociality - assuming it was observed at all - using the conceptual apparatus of social preferences and expectations (for a review see Everett, Faber, & Crockett, 2015). To what extent is religious prosociality driven by expectations that others are more likely to reciprocate prosocial behaviour, versus a more enhanced valuing of others' outcomes? If the religious prosociality is driven primarily by social preferences whereby religious people simply prefer to help others, one would expect to observe religious prosociality even in circumstances in which there is no potential for the partner to reciprocate. Conversely, if religious prosociality is explained primarily by the belief that being prosocial is personally advantageous (cooperating conditionally based on expected reciprocation), this could lead to increased *self-interested* prosociality. To address this question we chose to examine prosociality in two different settings: first, in an economic game that primarily measures social preferences regarding the outcomes of others (Dictator Game, Forsythe, Horowitz, Savin, & Sefton, 1994); and secondly, in a game that primarily involves expectations of reciprocity (Trust Game, Berg, Dickhaut, & McCabe, 1995). In the DG, one player - the dictator – is given some money and makes a unilateral decision about how much of this money to share with a second (anonymous) player - the recipient - who must accept whatever amount the dictator chooses to give. In our DG, any money the dictator gave to the recipient was doubled by the experimenter. Behaviour in the DG can be interpreted as resulting from the dictator's social preferences, not expectations about how the recipient will respond, because the recipient does not take any action – thus there is no potential for reciprocity. In contrast, behaviour in the TG

is affected by both preferences and expectations. The TG also has two players, an investor and a recipient, and like the DG, the investor is given some money and told that they can send a proportion to the recipient, and that the experimenter will double any money sent. Unlike the DG, however, once the recipient receives the money, they can choose to send some portion of what they have received back to the investor. Therefore, while a self-interested dictator would send nothing in the DG, a self-interested investor in the TG might send money depending on their expectations about the recipient's behaviour: if the investor trusts that the recipient will return 50% or more of what she receives, the investor pays no cost (or even makes money) while helping the recipient.

Leaving aside disagreements in the literature as to *whether* - and to *whom* - religious people are more prosocial, different accounts have also been posited to explain *why* increased religious prosociality occurs. One possibility is that religious individuals may be more prosocial due to the kinds of beliefs they have about the nature of reality, whereby a sensitivity to punishments and rewards from supernatural agents may enforce norms even in the absence of human social monitoring (McKay et al., 2011; Atkinson & Bourrat, 2011). Alternatively, religious prosociality may be a by-product of sociological factors, including stronger social networks among religious groups (Putnam & Campbell, 2010; Lewis, MacGregor, & Putnam, 2013). Yet more possibilities are that specific kinds of religious practices inculcate prosocial tendencies, such as religious rituals (Xygalatas, 2013) or religious experiences (James, 1902). To help shed light on this, we measured multiple components of religiosity (including frequency of private prayer, frequency of public worship, and certainty of belief in God) to see, if religious prosociality is observed, what elements of religiosity best predict this prosociality.

Study 1

Method

Participants. 582 American participants (268 female) were recruited online using Amazon Mechanical Turk and paid \$0.50 for their time, with an option of keeping an additional bonus of \$0.30. Only participants who passed simple comprehension checks concerning the payment structure and rules of the games were included in data analysis. Because we had planned on running a TG in a subsequent study, and the TG instructions are more complex than those of the DG, we were concerned that there would be systematic variation in participants across studies (i.e. participants in the TG would be more sophisticated on average than those in the DG). Therefore, after participants made their DG

decision, they were shown the instructions for the TG and completed the TG comprehension checks.

In the main paper, results are reported only for participants who passed comprehension checks for *both* games, took the survey only once, and who identified as either Christian or Atheist ($N=296$); results including all religious participants can be seen in the S.I. Of the Christian participants ($N=165$), nearly all were at least moderately certain that God exists (98%); and, with a frequency of at least “occasionally”, 83% reported thinking about religious issues, 80% reported praying, 76% reported experiencing God intervening in their life, and 55% took part in religious services (see S.I. for further details). Participants were politically moderate on average (on a 1-7 scale; $M=4.48$, $SD=1.67$). An *a priori* power analysis using G*Power (Faul, Erdfelder, & Lang, 2009) revealed that for the a 2x2 design and taking Cohen’s f effect size standards of 0.14 as small, and 0.39 as medium, 256 participants were required to detect a small-to-medium sized interaction effect ($f=0.20$) with an alpha of .05 and power of .80. Therefore, this study was sufficiently powered.

Design. Participants were informed at the start of the study that they would be playing a simple game with another participant. To manipulate the religious identity of the recipient (Person B; the second player), participants were given four pieces of information about the other player. All participants were explicitly reminded that the other player would not know any information about themselves or their (lack of) religious affiliation. The other player was described as living in the United States, speaking English as their primary language, and being over the age of 18. The fourth piece of information constituted the experimental manipulation, where participants were told that the player identified as Christian or as an atheist. This information was presented in both text form and with a symbol presented on both the pre-decision page and the decision page, and it was made salient to participants that there was no deception in this task and that the decisions they made were real. Participants answered questions on their own religiosity after making their decisions in the economic game to avoid potential religious priming effects.

Participants were given the following instructions:

In this interaction you are matched with a real other person. One of you will be Person A, one of you will be Person B. Person A starts with a 30 cent bonus, and Person B starts a 0 cent bonus. Person A makes a choice. Person A can choose how much of their 30 cents to transfer to Person B. Whatever person A transfers is doubled and given to person B.

Participants indicated how many cents they wanted to transfer in 5-cent increments. We doubled the money transferred in our DG in order to make the game equivalent to the Trust Game, described below in Study 2, with the important exception that in the DG the recipient is powerless and takes no action.

Measures.

Centrality of Religion was measured using Huber and Huber's (2012) short item Centrality of Religiosity Scale (CRS). The CRS is a measure of the centrality, importance, and salience of religiousness in a person, and consisted of five items each tapping one of the theoretically defined core dimensions of religiosity: public practice, private practice, religious experience, ideology and intellectual. Participants were asked to rate on a 5-item scale "How often do you think about religious issues?" (Intellect: *1=never*; *5=very often*); "To what extent do you believe that God or something divine exists?" (Ideology: *1=not at all*, *5=very much so*); "How often do you take part in religious services?" (Public practice: *1=never*, *5=very often*); "How often do you pray?" (Private practice: *1=never*, *5=very often*); and "How often do you experience situations in which you have the feeling that God or something divine intervenes in your life?" (Experience: *1=never*, *5=very often*). Scores were combined into a single reliable measure ($\alpha=.91$) of the centrality of religiousness for each participant.

Negative Attitudes Towards Atheists (NATA) were measured using 7 items adapted from Gervais (2011). Participants rated their agreement with a number of statements on a 1-7 scale (*1=not at all*, *7=very much*), including "I would prefer to spend time with people who are religious believers" ($\alpha=.92$).

Results

We first looked at whether there were main effects of participant identification as Christian or atheist on the amount of money transferred (indicating religious prosociality), and if there was an interaction between religiousness and whether the recipient was atheist or Christian (indicating that such prosociality was parochial vs. generalized). Christian participants transferred more in the DG, $F(1,292)=12.39$, $p<.001$, and while there was a significant interaction, $F(1,292)=6.28$, $p=.01$, simple effects showed that only atheist

participants, $t(128.41^1)=2.19$, $p=.03$, but not Christian participants $t(163)=-1.58$, $p=.12$, transferred significantly different amounts based on the recipient's religiosity (see Figure 1a). Given the sample size of 165, the current analysis had an 80% statistical power to detect a small-to-medium sized effect ($f=0.20$) at $\alpha=0.05$, two-tailed. Thus if there had been a large effect of recipient religion on Christian participants' behavior in the dictator game, we would likely have been able to reject the null hypothesis.

We complemented these analyses with a regression-based approach using a continuous measure of participant religiosity (CRS from 1 to 5, centered), as well as recipient religiosity (categorical manipulated variable; atheist (-1) or Christian (+1)), and the interaction between the two (see S.I. for further details). There was a significant main effect of participant religiosity, $B=1.73$, $t(293)=4.94$, $p<.001$, whereby religiosity was associated with increased transfer amounts (see Figure 1b) and no significant main effect of recipient's religiosity, $B=0.02$, $t(293)=0.05$, $p=.96$. The interaction between participant religiosity and recipient religiosity did not reach statistical significance, $B=0.67$, $t(292)=1.89$, $p=.06$, and simple effects showed no significant effect of recipient religiosity for either more or less religious participants. These effects were robust to controlling for gender, ethnicity, education, and political ideology; looking only at differences within Christians and not atheists; and held when using participants from all religious affiliations (see S.I. for statistics) – in all three cases, the marginally significant interaction between participant religiosity and recipient religiosity became fully non-significant. Thus, we found no convincing evidence of any religious-specific parochialism, though the data suggest that there might be some weak form of ingroup-favouring parochialism on the part of both atheist and religious participants. Individuals with stronger religious beliefs were significantly more generally prosocial; our evidence does not support the religious parochialism hypothesis.

¹ Assuming equal variance resulted in the same p value of $p=.03$

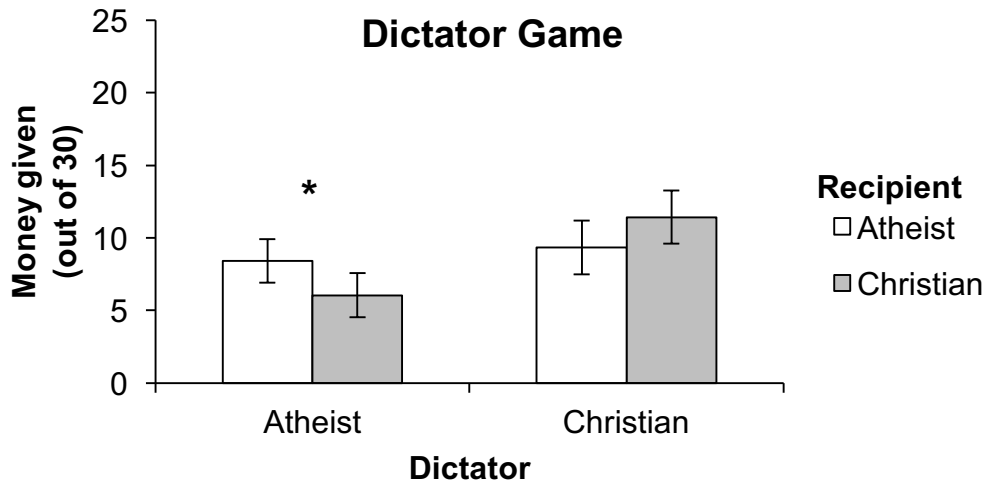


Figure 1a. Self-identifying Christian participants transferred more than atheist participants towards both Christian and atheist recipients in a Dictator Game. Error bars represent 95% C.I.s

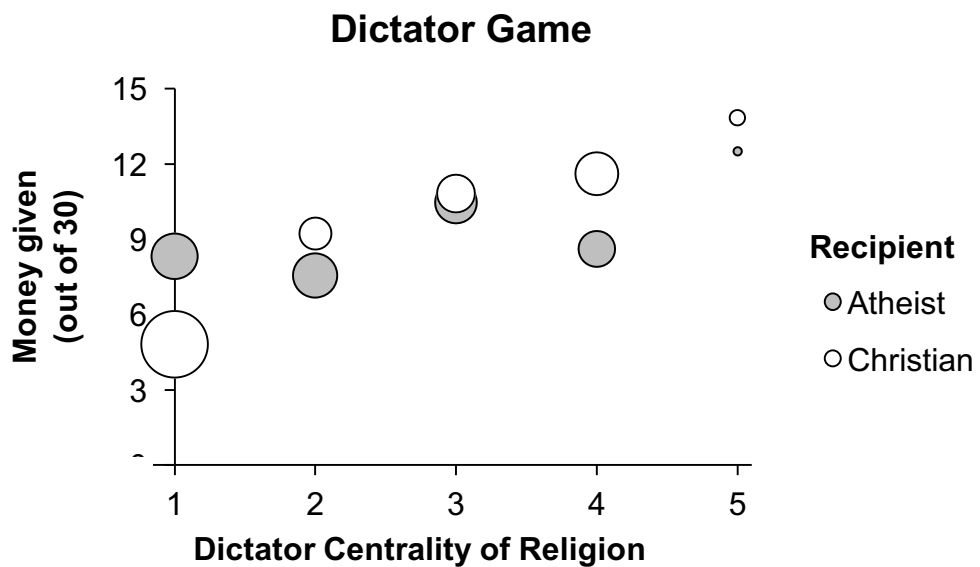


Figure 1b. Transfers in cents in the Dictator Game in Study 1 as a function of recipient and participant religiosity (binned to the nearest integer with the mean displayed across all observations in that bin). The size of the dots is proportional to the number of observations.

We next conducted these analyses using each individual component of the CRS to test whether these effects were explained by one particular component of religiosity. While there were significant main effects of all five components of the CRS when analyzed separately,

follow-up mediation analyses indicated that how often participants thought about religious issues fully mediated the relationship between DG transfers and all four other components of the CRS (extent of belief in God, frequency of religious practices or experiences) (see S. I. for statistics). Furthermore, a multiple regression analysis including each CRS component together showed that the frequency with which participants reported thinking about religious issues was the only significant predictor ($B=1.78$, $t(289)=3.69$, $p<.001$). Thus, the extent to which participants believed that God exists, and the frequency of religious experiences, prayer and attending religious services did not appear to influence their level of prosociality, except in so much as they acted as proxies for frequency of thinking about religious issues. Furthermore, we note that when replicating our main analysis using frequency of thinking about religious issues rather than the full CRS measure, there is even less evidence of an interaction between participant religiosity and recipient religiosity, $B=0.47$, $t(293)=1.25$, $p=.21$.

Finally, to ensure that these results were not driven by our sample being unusually unprejudiced towards atheists, we explored whether self-reported negative attitudes towards atheists translated into actual discrimination. We found a significant positive main effect of NATA on giving, $B=0.92$, $t(293)=3.41$, $p<.001$, but no significant main effect of recipient religiosity, $B=0.04$, $t(293)=0.09$, $p=.93$, and no interaction between the two, $B=0.32$, $t(292)=1.17$, $p=.24$, whereby self-reported anti-atheist prejudice actually led to *increased* giving to atheists, and did so just as much as to religious recipients. This relationship between NATA and transfer amounts was fully mediated by CRS, with the 95% bias-corrected bootstrap confidence interval based on a 10,000 bootstrap sample ($B=1.33$) not including zero (0.50–2.17).

Study 2

Method

600 participants (282 female) were recruited again through MTurk in the same between-subjects design as in Study 1. The instructions and response format for the TG were designed to be as similar to the DG as possible, where, participants chose how much of an initial \$0.30 endowment they would like to transfer to a second participant who was either atheist or religious. The crucial difference was that in the TG participants were told “Person B can then choose how much of the money they want to transfer back to Person A”. Participants indicated how much they would like to transfer in 5-cent increments, and after

the transfer were asked to indicate on the next page the percentage of the money they expected the second player to transfer back to them (0%, 25%, 50%, 75%, 100%). Predicted returns were measured to complement the main measure of transfer amounts in the TG as a more explicit measure of trust in the recipient.

In order to eliminate deception and to determine the bonuses paid to participants, we looked at the decisions of two individuals who played as the second mover in a TG in an earlier unrelated study; identified either as a Christian or Atheist; and matched the demographic information told to participants. These two second movers were then matched with all participants from the current study, and paid accordingly for each matching. As the instructions did not indicate that second movers played only one game, this multiple matching procedure is not inconsistent with the instructions and therefore does not constitute deception.

As in Study 1, results are reported only for participants who passed comprehension checks for *both* games, took the survey only once, and who identified as either Christian or Atheist ($N=272$), but results using all religious participants can be seen in the S.I. Of the Christian participants ($N=140$), nearly all were at least moderately certain that God exists (97%); and with a frequency of at least “occasionally”, 83% reported thinking about religious issues, 79% reported praying, 79% reported experiencing God intervening in their life, and 62% took part in religious services. As in Study 1, Christian participants were more religious than those from other religions (see S.I.). Participants were politically moderate on average ($M=4.67$, $SD=1.72$). Using the same power analysis as in Study 1, this study was sufficiently powered.

Results

Transfer Amounts. Using the binary identification measure, and contrary to the results in the DG, Christian participants did not transfer more in the TG, $F(1,268)=2.01$, $p=.16$, there was no effect of recipient’s religiosity $F(1,268) = 0.25$, $p = .62$, and there was no interaction with recipient religious belief, $F(1,268)=0.35$, $p=.56$ (see Figure 2a). However, when using a regression-based approach with the continuous measure of religiosity, there *was* a significant main effect of participant religiosity, $B=1.46$, $t(269)=2.62$, $p=.009$, whereby religiosity was associated with increased transfer amounts (see Figure 2b) and as with the binary measure, no significant main effect of recipient’s religiosity, $B=-0.43$, $t(269)=-0.61$, $p=.55$ or interaction $B=0.39$, $t(268)=0.70$, $p=.48$). This effect using the continuous measure of religiosity was robust to controlling for gender, ethnicity, education, and political ideology;

looking only at differences within Christians and not atheists; and held when using participants from all religious affiliations (see S.I. for statistics). It remains to be seen why identification as a Christian was not a significant predictor of transfer amounts, but crucially, the continuous measure was – including when looking at religious differences only within self-identifying Christians.

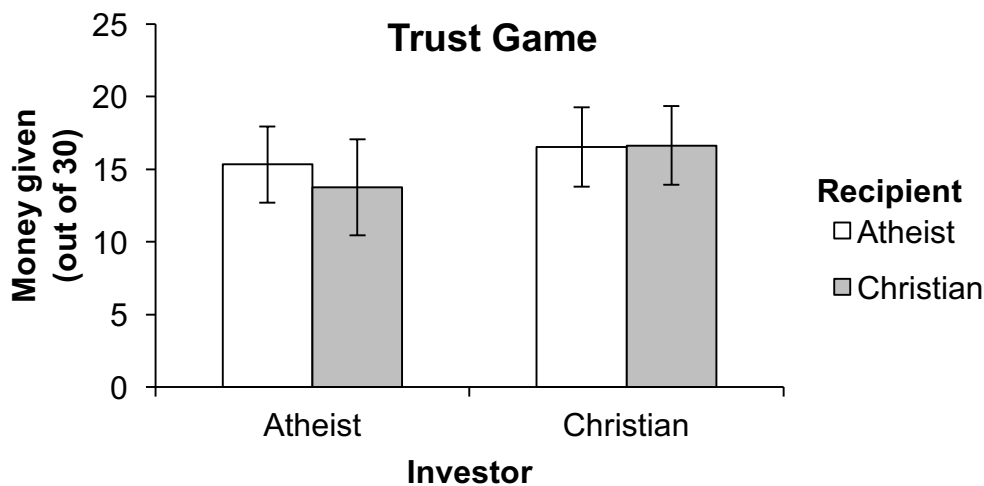


Figure 2a. Self-identifying Christian participants transferred more than atheist participants towards both Christian and atheist recipients in a Trust Game. Error bars represent 95% C.I.s.

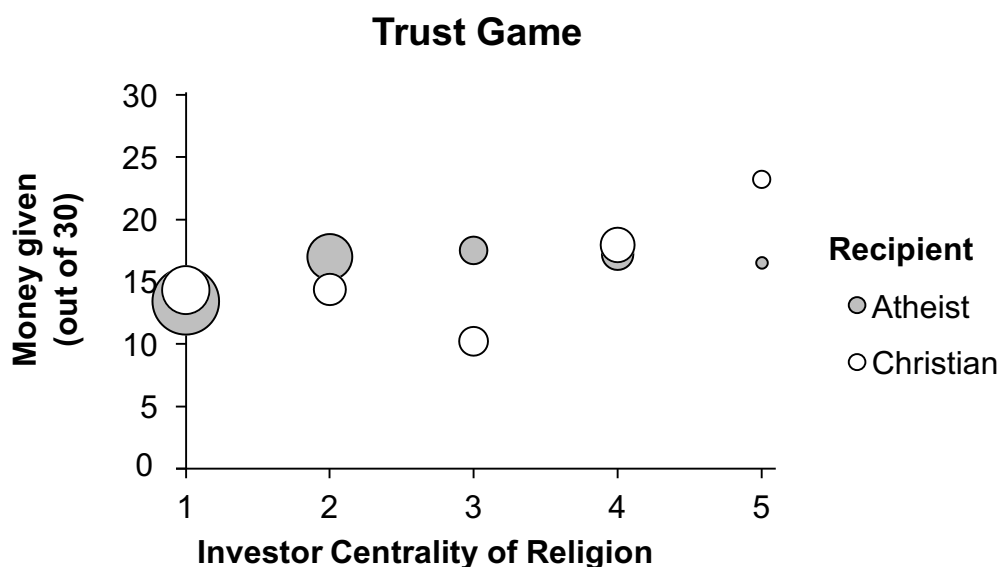


Figure 2b. Transfers in cents in the Trust Game in Study 2 as a function of recipient and participant religiosity (binned to the nearest integer with the mean displayed across all observations in that bin). The size of the dots is proportional to the number of observations.

We next conducted these analyses using each individual component of the CRS to test whether these effects were explained by one particular component of religiosity. As in Study 1, there were again significant main effects of all five components when analyzed separately, but frequency of thinking about religious issues fully mediated the effect of all other CRS components, and was the only a significant term $B=1.91$, $t(265)=2.45$, $p=.01$ in a multiple regression including each of the five components.

In contrast to Study 1, we found no main effect of NATA on giving, $B=0.72$, $t(269)=1.62$, $p=.11$, no significant main effect of recipient religiosity, $B=-0.45$, $t(269)=-0.63$, $p=.53$, and no interaction between the two, $B=0.32$, $t(268)=0.70$, $p=.48$.

Predicted Return. We next used the same analyses to explore effects of participant and recipient religiosity on participants' expectations regarding how much their partner would *return* to them in the TG. Christian participants predicted greater returns, $F(1,268) = 4.65$, $p = .03$, and there was no interaction effect $F(1,268) = 1.43$, $p = .23$. In other words, Christian participants did not selectively trust other Christians by predicting them to return more than atheists. Given the sample size of 139, the current analysis had an 80% statistical power to detect a small-to-medium sized effect ($f = 0.24$) at $\alpha=0.05$, two-tailed. Thus if there had been a large effect of recipient religion on Christian participants' behavior on predicted returns, we would likely have been able to reject the null hypothesis. Recall that the primary purpose of including the measure of predicted returns was to complement the dependent measure of transfer amounts to explore whether, if religious parochialism was observed in the TG, this could be attributed to greater trust of Christians over atheists. Because Christians were more prosocial in both the DG and the TG and showed no parochialism, we do not report further analyses on predicted returns, though these can be seen in the S.I.

General Discussion

What is the extent and nature of religious prosociality? While some experimental research has suggested that religious individuals are more prosocial in general with regards to resource distribution (e.g. Ahmed, 2009), other work has suggested that religious people are only selectively prosocial towards co-religionists (e.g. Ruffle & Sosis, 2006), or even that they are not more prosocial at all (e.g. Eckel & Grossman, 2004). And if religious people are

more prosocial, is this driven only by religious individuals' greater expectations of cooperation from others?

We found evidence consistent with the claim that religious prosociality is a generalized phenomenon based on prosocial preferences: Christian participants transferred more money to both Christian and atheist recipients in both the DG and TG. Therefore, we found evidence for generalized religious prosociality and against religious parochialism: Christian religious participants were more prosocial than atheists, towards *both* religious and atheist recipients. This pattern was, however, explained entirely by how often people thought about religious issues. Such results provide clear behavioral evidence supporting conclusions from correlational and self-reported sociological data on the positive relationship between religiosity and both formal and informal prosocial behaviours (e.g. Monsma, 2007; Putnam & Campbell, 2010), while also suggesting that religious prosociality effects cannot be explained entirely as a result of social networks (e.g. Lewis et al, 2013; Putnam & Campbell, 2010), accountability arising from belief in an all-knowing God who punishes bad actions and rewards good actions (e.g. Atkinson & Bourrat, 2011; McKay et al., 2011), or the specific nature of religious rituals or experiences (e.g. James, 1902; Xygalatas, 2013). But why might the frequency of thinking about religious issues be so predictive of prosociality, rather than the extent of belief in God, or frequency of religious practices or experiences? "Thinking about religious issues" is a broad category, and likely includes representing many aspects of religious life and traditions. One possibility is that increased frequency in thinking about religious issues may represent a more general existential orientation to one's life as a whole and its nature, purpose, and meaning, while another (not mutually exclusive) possibility could be that thinking about religious issues represents reflection on moral norms within religious traditions that decree how to live. Further investigation is necessary to better characterize what this category entails, and the extent to which it could also be a part of non-religious institutions that inculcate strong moral contemplation (e.g. de Botton, 2012), and help to build habits of virtue (e.g. Peysakhovich & Rand, 2015), or whether its content is specific to religious traditions that incorporate beliefs, practices, and experiences oriented around supernatural and transcendent ideas.

Because Christians treated the TG and DG identically even though each game represents a different incentive structure, this evidence suggests that religious prosociality is driven by social preferences about moral behaviour rather than by strategic expectations about how others will respond. This ties together with prior evidence that religious

individuals rely more heavily on their intuitions (Shenhav, Rand, & Greene, 2012), and that intuitive processing tends to support cooperation in economics games (Rand, Greene, & Nowak, 2012; Rand et al. 2014), even when interacting with out-group members (Rand, Newman, & Wurzbacher, 2014). It would be fruitful for future research to explore further the connection between religiosity and intuitive cooperation.

A potentially interesting and unexpected finding was that in the DG, Christians who explicitly reported more negative attitudes towards atheists actually still acted more prosocially towards atheists. Although mediation analysis indicated that this effect was explained by religiosity, rather than negative attitudes against atheists per se, it remains an interesting example of an intergroup context where explicit negative attitudes do not correspond with behavioral discrimination, suggesting that future work on anti-atheist and other forms of prejudice should take care to include behavioral manifestations of prejudice rather than reports of attitudes alone.

Certain limitations of the present work bear mention. First, it was salient in our design that the recipient was either a self-identifying atheist or Christian. As with most economic game experiments, there is always a concern about demand characteristics. Specifically, the saliency of the recipient's belief may have introduced demand characteristics which could have affected results. Nonetheless, even if participants did guess that the study was about religion, and only Christians – but not atheists – were motivated to present their group in a positive light, this would be interesting in itself because atheist participants are the ones for whom acting prosocially would help improve their group's image and so may be especially motivated to respond to the demand characteristics in question. A second consideration is that while the Christian participants in our sample were moderately religious, it remains to be seen whether these results would be observed amongst participants who are very highly religious and enmeshed in their religious communities. It would be useful, therefore, for future work to explore the extent of religious prosociality in less artificial contexts and with more participants who are extremely high on religiosity.

We end by noting that we welcome future replications of these studies. We do not know under what conditions the present findings are highly likely to replicate; but believe that the present findings will replicate – at a minimum – when using a) online studies with mainly b) Christian religious participants, c) relatively low payoff stakes and where d) the religious identity of the recipient is highly salient.

References

- Ahmed, A. M. (2009). Are Religious People More Prosocial? A Quasi-Experimental Study with Madrasah Pupils in a Rural Community in India. *Journal for the Scientific Study of Religion*, 48(2), 368-374.
- Ahmed, A. M., & Salas, O. (2009). Is the hand of God involved in human cooperation? *International Journal of Social Economics*, 36(1/2), 70-80.
- Anderson, L., Mellor, J., & Milyo, J. (2010). Did the Devil Make Them Do It? The Effects of Religion in Public Goods and Trust Games. *Kyklos*, 63(2), 163-175.
- Atkinson, Q. D., & Bourrat, P. (2011). Beliefs about God, the afterlife and morality support the role of supernatural policing in human cooperation. *Evolution and Human Behavior*, 32(1), 41-49.
- Bailey, R. C., & Doriot, P. D. (1985). Perceptions of professionals who express religious beliefs. *Social Behavior and Personality: an international journal*, 13(2), 167-170.
- Bailey, R. C., & Young, M. D. (1986). The value and vulnerability of perceived religious involvement. *The Journal of social psychology*, 126(5), 693-694.
- Bellemare, C., & Kröger, S. (2007). On representative social capital. *European Economic Review*, 51(1), 183-202.
- Ben-Ner, A., McCall, B. P., Stephane, M., & Wang, H. (2009). Identity and in-group/out-group differentiation in work and giving behaviors: Experimental evidence. *Journal of Economic Behavior & Organization*, 72(1), 153-170.
- Benz, M., & Meier, S. (2008). Do people behave in experiments as in the field?—evidence from donations. *Experimental Economics*, 11(3), 268-281.
- Berg, J., Dickhaut, J., & McCabe, K. (1995). Trust, reciprocity, and social history. *Games and economic behavior*, 10(1), 122-142.
- Eckel, C. C., & Grossman, P. J. (2003). Rebate versus matching: does how we subsidize charitable contributions matter? *Journal of Public Economics*, 87(3-4), 681-701.
- Eckel, C. C., & Grossman, P. J. (2004). Giving to secular causes by the religious and nonreligious: An experimental test of the responsiveness of giving to subsidies. *Nonprofit and Voluntary Sector Quarterly*, 33(2), 271-289.
- Edgell, P., Gerteis, J., & Hartmann, D. (2006). Atheists as “other”: Moral boundaries and

- cultural membership in American society. *American Sociological Review*, 71(2), 211-234.
- Forsythe, R., Horowitz, J. L., Savin, N. E., & Sefton, M. (1994). Fairness in simple bargaining experiments. *Games and economic behavior*, 6(3), 347-369.
- Franzen, A., & Pointner, S. (2013). The external validity of giving in the dictator game. *Experimental Economics*, 16(2), 155-169.
- Galen, L. W. (2012). Does religious belief promote prosociality? A critical examination. *Psychological Bulletin*, 138(5), 876-906. doi: 10.1037/a0028251
- Gervais, W. M. (2011). Finding the faithless: perceived atheist prevalence reduces anti-atheist prejudice. *Personality and Social Psychology Bulletin*, 37(4), 543-556.
- Gervais, W. M., & Norenzayan, A. (2012). Analytic Thinking Promotes Religious Disbelief. *Science*, 366(6080), 493-496.
- Gervais, W. M., Shariff, A. F., & Norenzayan, A. (2011). Do you believe in atheists? Distrust is central to anti-atheist prejudice. *Journal of Personality and Social Psychology*, 101(6), 1189-1206.
- Hout, M., & Fischer, C. S. (2002). Why more Americans have no religious preference: Politics and generations. *American Sociological Review*, 165-190.
- James, W. (1902/1985). *The varieties of religious experience* (Vol. 13). Cambridge, MA: Harvard University Press.
- Lewis, V. A., MacGregor, C. A., & Putnam, R. D. (2013). Religion, networks, and neighborliness: The impact of religious social networks on civic engagement. *Social science research*, 42(2), 331-346.
- Monsma, S. V. (2007). Religion and philanthropic giving and volunteering: Building blocks for civic responsibility. *Interdisciplinary Journal of Research on Religion*, 3(1), 1-28.
- McKay, R., Efferson, C., Whitehouse, H., & Fehr, E. (2011). Wrath of God: religious primes and punishment. *Proceedings of the Royal Society of London B: Biological Sciences*, 278(1713), 1858-1863.
- Orbell, J., Goldman, M., Mulford, M., & Dawes, R. (1992). Religion, context, and constraint toward strangers. *Rationality and Society*, 4(3), 291-307.
- Paciotti, B., Richerson, P., Baum, B., Lubell, M., Waring, T., McElreath, R., Efferson, C., & Edsten, E. (2011). Are religious individuals more generous, trusting, and cooperative? An experimental test of the effect of religion on prosociality. *Research in Economic*

- Anthropology*, 31, 267-305.
- Peysakhovich, A., Nowak, M. A., & Rand, D. G. (2014). Humans display a 'cooperative phenotype' that is domain general and temporally stable. *Nature Communications*, 5(4939), 1-8.
- Peysakhovich, A., & Rand, D.G. (2015). Habits of Virtue: Creating Norms of Cooperation and Defection in the Laboratory. *Management Science*.
- Preston, J. L., Ritter, R. S., & Ivan Hernandez, J. (2010). Principles of religious prosociality: A review and reformulation. *Social and Personality Psychology Compass*, 4(8), 574-590.
- Putnam, R.D. & Campbell, D.E. (2010). *American Grace. How Religion Divides and Unites Us*. New York: Simon & Schuster.
- Rand, D. G., Dreber, A., Haque, O. S., Kane, R. J., Nowak, M. A., & Coakley, S. (2014). Religious motivations for cooperation: an experimental investigation using explicit primes. *Religion, Brain & Behavior*, 4(1), 31-48.
- Rand, D. G., Greene, J. D., & Nowak, M. A. (2012) Spontaneous giving and calculated greed. *Nature*, 489(7416), 427-430.
- Rand DG, Newman GE, Wurzbacher O (2015) Social context and the dynamics of cooperative choice. *Journal of Behavioral Decision Making*, 28 159-166.
- Rand, D. G., Peysakhovich, A., Kraft-Todd, G. T., Newman, G. E., Wurzbacher, O., Nowak, M. A., & Green, J. D. (2014). Social Heuristics Shape Intuitive Cooperation. *Nature Communications*, 5, Article number: 3677.
- Ruffle, B. J., & Sosis, R. (2006). Cooperation and the in-group-out-group bias: A field test on Israeli kibbutz members and city residents. *Journal of Economic Behavior & Organization*, 60(2), 147-163.
- Saroglou, V., Pichon, I., Trompette, L., Verschueren, M., & Dernelle, R. (2005). Prosocial behavior and religion: New evidence based on projective measures and peer ratings. *Journal for the Scientific Study of Religion*, 44(3), 323-348.
- Shenhav, A., Rand, D. G., & Greene, J. D. (2012) Divine intuition: cognitive style influences belief in God. *Journal of Experimental Psychology: General*, 141(3), 423-438.
- Peysakhovich, A. and Rand, D. G. (Forthcoming) Habits of Virtue: Creating Norms of Cooperation and Defection in the Laboratory. *Management Science*.
- Tan, J. H. (2006). Religion and social preferences: An experimental study. *Economics Letters*, 90(1), 60-67.
- Tan, J. H., & Vogel, C. (2008). Religion and trust: An experimental study. *Journal of*

Economic Psychology, 29(6), 832-848.

Xygalatas, D. (2013). Effects of religious setting on cooperative behavior: A case study from Mauritius. *Religion, Brain & Behavior*, 3(2), 91-102.