


Master of Business Analytics

EMPLOYMENT REPORT

2018



MASTER OF BUSINESS ANALYTICS CLASS OF 2018 EMPLOYMENT DATA

MIT Sloan's Master of Business Analytics (MBA) program answers the industry's demand for highly analytical graduates who can manage modern data science to solve critical business challenges.



Employment Overview

\$111,578 Average Base Salary

100% of the MBA Class of 2018 received an offer by graduation

Class Profile¹

Number of Candidates	30
U.S. Citizens/Permanent Residents	43%
International	57%
Women	33%
Median GRE Quantitative	168
Median GRE Verbal	162
Average Undergraduate GPA (out of 4.0)	3.9
Average Full-Time Work Experience, including Internships	22 months

¹ Class profile, as of matriculation, for the Class of 2018.

Employment Profile

	NUMBER	%
Seeking Full-Time Employment	25	83%
Sponsored Students	3	10%
Continuing Education	2	7%
Total	30	100%

Employers of MBA Class of 2018

McKinsey & Company (4)
 Google (3)
 The Boston Consulting Group (3)
 Interpretable AI (2)
 Uber Technologies, Inc. (2)
 Walmart eCommerce (2)
 Apple Inc.
 Artsy
 BlackRock
 Eneco
 Gap, Inc
 Oscar Insurance
 PIMCO
 SeatGeek
 StitchFix

Continuing Education

MBA graduates are pursuing **PhDs** at **MIT's Operations Research Center** and **Georgia Tech**



OPERATIONS
RESEARCH
CENTER

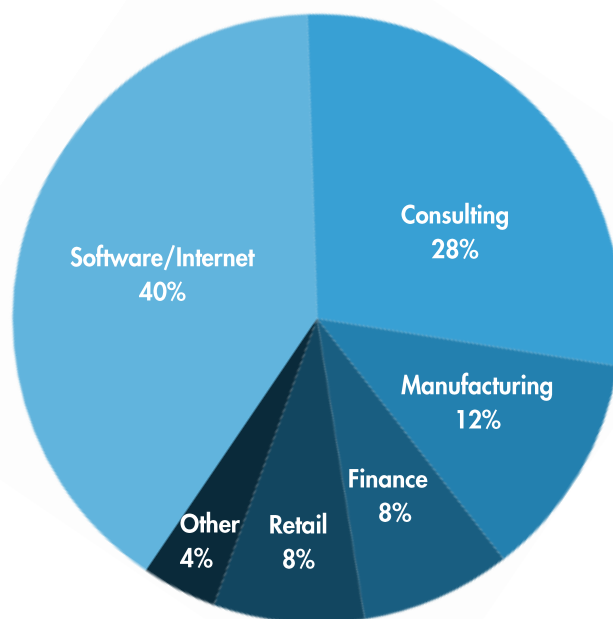
Compensation Data

	MEAN	LOW	HIGH
Base Salary ¹	\$111,578	\$87,500	\$190,000

¹Full-time employment statistics based on job acceptances.
100% of reported acceptances included usable salary information.

Top Industries for MBAn Class of 2018

Industries	%
Software/Internet	40%
Consulting	28%
Manufacturing	12%
Finance	8%
Retail	8%
Other	4%



Base Salary by Industry

	%	MEAN	MEDIAN	LOW	HIGH
Software/Internet	40%	\$111,300	\$101,500	\$90,000	\$190,000
Consulting	28%	\$112,500	\$115,000	\$100,000	\$125,000
Retail	8%	- ²	-	-	-
Manufacturing	12%	\$109,121	\$115,000	\$92,364	\$120,000
Finance	8%	-	-	-	-
Other	4%	-	-	-	-

² Dash indicates fewer than three people, or less than 1%, reported salary information.

Base Salary by Function

	%	MEAN	MEDIAN	LOW	HIGH
Data Science	40%	\$116,944	\$110,000	\$87,500	\$190,000
Business Analytics	28%	\$106,195	\$100,000	\$90,000	\$155,000
Consulting/Strategic Planning	8%	- ³	-	-	-
Software Engineering	8%	-	-	-	-
Other	16%	\$105,000	\$100,000	\$100,000	\$120,000

³ Dash indicates fewer than three people, or less than 1%, reported salary information.

Offers and Acceptances¹

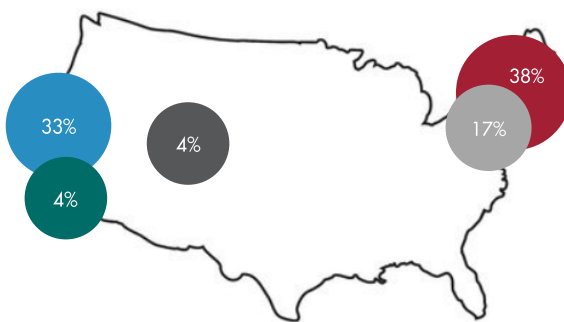
	US	OUTSIDE THE US	TOTAL
Offers and Acceptances as of February 28, 2019	96%	4%	100%

¹ Rates based on students seeking or accepting full-time employment.
As per MBACSEA standards, we record offers within six months of graduation.

Location of Accepted U.S. Offers

Metro Area

Boston	38%
San Francisco	33%
New York City	17%
Denver	4%
Los Angeles	4%



100% of students seeking jobs in the US were successful

Source of Job

School Facilitated	56%
Capstone, Career Fair, Data Trek, Faculty Referral	

Student Facilitated	44%
Contacted Directly, LinkedIn, Personal Network	

Master of Business Analytics Contacts

Career Development Office

Susan Brennan

Assistant Dean
susanbre@mit.edu
1-617-253-3946

Master of Business Analytics Program Office

Michelle Li

Director
limi@mit.edu
1-617-324-7764

Accuracy in Reporting Employment Statistics

The MIT Sloan School of Management adheres to the MBA Career Services & Employer Alliance (MBA CSEA) Standards for Reporting Employment Statistics (mbacsea.org). Conformance to this business school industry standard ensures accurate and comparable employment data.

Nondiscrimination Policy

The Massachusetts Institute of Technology is committed to the principle of equal opportunity in education and employment. The Institute prohibits discrimination against individuals on the basis of race, color, sex, sexual orientation, gender identity, pregnancy, religion, disability, age, genetic information, veteran status, or national or ethnic origin in the administration of its educational policies, admissions policies, employment policies, scholarship and loan programs, and other Institute administered programs and activities; the Institute may, however, favor US citizens or residents in admissions and financial aid.*

The Vice President for Human Resources is designated as the Institute's Equal Opportunity Officer. Inquiries concerning the Institute's policies, compliance with applicable laws, statutes, and regulations, and complaints may be directed to Anthony Sharon, Deputy Executive Vice President (who is serving as Interim Vice President for Human Resources), Building 4-204, 617-253-3928. In addition, inquiries about Title IX (which prohibits discrimination on the basis of sex) may be directed to the Institute's Title IX coordinator, Sarah Rankin, Room W31-223, 617-324-7526, titleIX@mit.edu. Inquiries about the laws and about compliance may also be directed to the US Department of Education, Office for Civil Rights, Region I, 5 Post Office Square, 8th Floor, Boston, MA 02109-3921, 617-289-0111, OCR.Boston@ed.gov.

*The ROTC programs at MIT are operated under Department of Defense (DoD) policies and regulations, and do not comply fully with MIT's policy of nondiscrimination with regard to gender identity. MIT continues to advocate for a change in DoD policies and regulations concerning gender identity, and will replace scholarships of students who lose ROTC financial aid because of these DoD policies and regulations.