

2022

# Master of Business Analytics Employment Report



I am pleased to share employment outcomes for the Master of Business Analytics (MBA) Class of 2022.

We saw high demand for MBA graduates in 2022. Of the 55 candidates seeking employment opportunities, **100%** accepted an employment offer within six months of graduation.

The average base salary increased 3.7% to **\$132,413**, and the average signing bonus increased 28% to \$26,189.

The Class of 2022 found opportunities to drive transformation through data at over 30 companies. Of those seeking opportunities this year, 98.2% accepted roles in Data Science functions. Growth potential was the primary reason candidates accepted their position.

The top industries for the Class of 2022 were **Technology (30.9%)**, **Consulting (25.5%)**, and **Finance (21.8%)**. The percentage of students accepting opportunities in Finance doubled this year, and we saw a similar increase in Pharma/Health/Biotech (**10.9%**).

The top metro areas in 2022 were New York City (38.2%), Seattle (16.4%), San Francisco (14.5%), and Boston (12.7%). Of the MBA students seeking job opportunities, 94.6% accepted offers in the U.S. and 5.4% accepted offers internationally in Africa, Asia, and Europe. Of those seeking offers in the U.S., 100% accepted offers working in the U.S.

The Analytics Capstone is a key element of the MBA experience, allowing students to apply advanced quantitative knowledge to real-world data challenges. In 2022, **34.5%** of the accepted employment offers came from **Analytics Capstone** companies (see page 5 for the list of companies).

Career outcomes are a collaborative effort. MIT Sloan Master of Business Analytics candidates benefit from strong faculty, employer, and alumni partnerships at the school. We are grateful to the many members of the MIT Sloan community who supported students in finding opportunities.

Thank you for your support of MIT Sloan!



**Susan Brennan**  
Assistant Dean,  
MIT Sloan Career Development Office

## MASTER OF BUSINESS ANALYTICS

### EMPLOYMENT HIGHLIGHTS



of job-seeking MBA Class of 2022s accepted an offer within 6 months of graduation



of students seeking jobs in the U.S. were successful in accepting a role in the U.S.

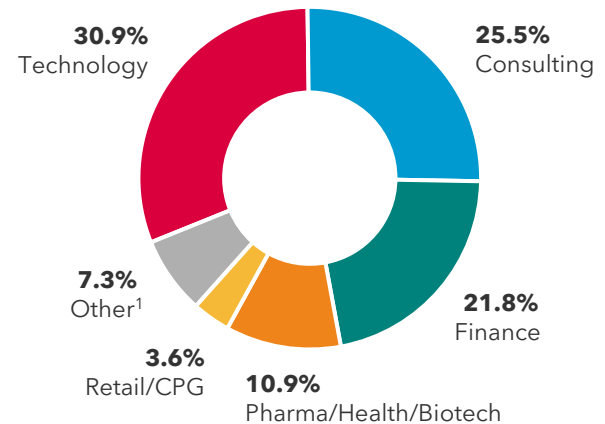
### SALARY SUMMARY

**\$132,413** Average Base Salary

### SIGNING BONUS

**\$26,189** Average Signing Bonus

### TOP INDUSTRIES



<sup>1</sup> **Other** includes Automotive/Aerospace, Transportation/Equipment/Defense, and Education.

## FEATURED EMPLOYERS OF MBAn CLASS OF 2022<sup>1</sup>

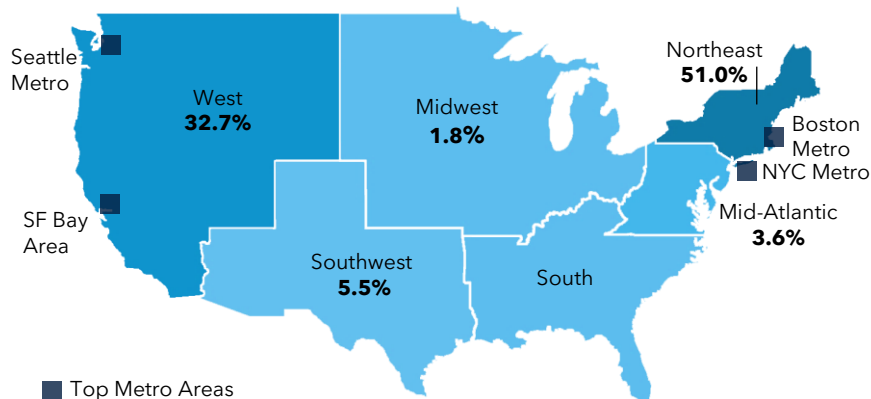
Accenture End-to-End Analytics (3)	McKinsey & Company (5)
Amazon (2)	Metrika
Assurance IQ (2)	Microsoft
Bank of America Merrill Lynch	NYU Langone Health
BCG Gamma (6)	Nike
BroadVail Capital Partners	PNC Financial Services
C3 AI (5)	Palantir (2)
CMA CGM	Pfizer (3)
Chegg	Remitly (2)
Comcast	Shopify
General Motors	Snowflake
JP Morgan Chase & Co. (4)	Sonos
Johnson & Johnson	Takeda Pharmaceuticals
MIT CSAIL	TikTok (2)
Macy's	

<sup>1</sup> Parentheses indicate number of students hired.

MIT Sloan's Master of Business Analytics (MBAn) program answers the industry's demand for highly analytical graduates who can manage modern data science to solve critical business challenges.



## LOCATIONS OF ACCEPTED OFFERS IN THE US<sup>2</sup>



<sup>2</sup> Percentages are based on total accepted offers; sum is 94.6%.

## FEATURED MBAn JOB ROLES

AI Research Scientist	Data Scientist - Advanced Analytics
Applied AI/ML Sr Associate	Operations Research Scientist
Business Analyst	Product Analyst
Data Science Analyst	Product Manager
Data Scientist	Quantitative Associate

# MASTER OF BUSINESS ANALYTICS CLASS OF 2022 EMPLOYMENT DATA

## CLASS PROFILE

<b>Number of Candidates</b>	<b>66</b>
U.S. Citizens/Permanent Residents	41%
Underrepresented Minority <sup>1</sup>	12%
International	59%
Countries Represented	24
Women	39%
Median GRE Quantitative	168
Average Undergraduate GPA (out of 4.0)	3.9
STEM Undergraduate Degree	87%
Average Full-Time Work Experience <sup>2</sup>	17 months

<sup>1</sup> As a percentage of U.S. Citizens/Permanent Residents.

<sup>2</sup> Includes internships.



Employment data includes responses from 100% of the 2022 MBAn graduates

## EMPLOYMENT PROFILE

	COUNT	%
<b>Total</b>	<b>66</b>	<b>100%</b>
Seeking	55	83.3%
Not Seeking	11	16.7%
Sponsored and Returning	5	7.6%
Continuing Education	2	3.0%
Starting a Business	2	3.0%
Other	2	3.0%



## SALARY DATA OVERVIEW

### BASE SALARY<sup>3</sup>

MEAN	MEDIAN	RANGE
\$132,413	\$131,000	\$48,000-\$185,000

<sup>3</sup> 94.5% of students accepting an offer provided compensation data.

### SIGNING BONUS<sup>4</sup>

MEAN	MEDIAN	RANGE
\$26,189	\$14,065	\$5,000-\$136,000

<sup>4</sup> 80.8% of students who provided compensation information reported a signing bonus.

## TIMING OF OFFERS

	RECEIVED	ACCEPTED
AT GRADUATION	78.2%	63.6%
WITHIN 3 MONTHS OF GRADUATION	94.5%	94.5%
WITHIN 6 MONTHS OF GRADUATION	100%	100%

## MASTER OF BUSINESS ANALYTICS CLASS OF 2022 EMPLOYMENT DATA

INDUSTRY	%	MEAN	MEDIAN	LOW	HIGH
<b>Technology</b>	30.9%	\$138,805	\$138,750	\$78,375	\$185,000
<b>Consulting</b>	25.5%	\$121,892	\$125,000	\$48,000	\$145,000
<b>Finance</b>	21.8%	\$138,182	\$140,000	\$115,000	\$160,000
<b>Healthcare/Pharma/Biotech</b>	10.9%	\$125,000	\$125,000	\$90,000	\$160,000
<b>Retail/CPG</b>	3.6%	- <sup>1</sup>	-	-	-
<b>Other Industries<sup>2</sup></b>	7.3%	\$131,250	\$132,500	\$120,000	\$140,000

<sup>1</sup> Dash indicates fewer than three people or less than 1% reported salary information.

<sup>2</sup> **Other Industries** includes Automotive/Aerospace, Transportation/Equipment/Defense, and Education.

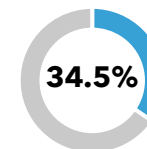


## MBA ANALYTICS CAPSTONE

The **Analytics Capstone Project** is a core component of the MBA program, giving students real-world experience solving data challenges from organizations around the world. Student teams use analytical tools to solve key business challenges and present applicable solutions at the completion of the 7-month capstone project.

## 2022 ANALYTICS CAPSTONE COMPANIES

Accenture	CVS Health	MIT Lincoln Laboratory
Assurance IQ	Doosan Bobcat	Pfizer
Banyan Risk	General Motors	REI
BMW	Grab.com	Takeda
Brigham and Women's Hospital	GroupM	Thermo Fisher
Bumble	HANDLE Global	UCB
CMA CGM	Liberty Mutual	Unilever
Coca Cola Southwest Beverages	Lineage Logistics	Wayfair
Columbia Threadneedle	Macy's	Zoetis
Comcast	McKinsey & Co	
Corvus Insurance	MFS Investments	



of accepted offers came from Analytics Capstone companies

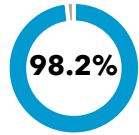
## SOURCE OF OFFERS



<sup>3</sup> **School Facilitated** includes Job Postings, Career Fairs, Events, Resume Database; and Faculty, CDO, and Student Referrals.

# MASTER OF BUSINESS ANALYTICS CLASS OF 2022 EMPLOYMENT DATA

FUNCTION	
	%
Data Science	98.2%
Product Management	1.8%



of accepted offers were **data science** functions



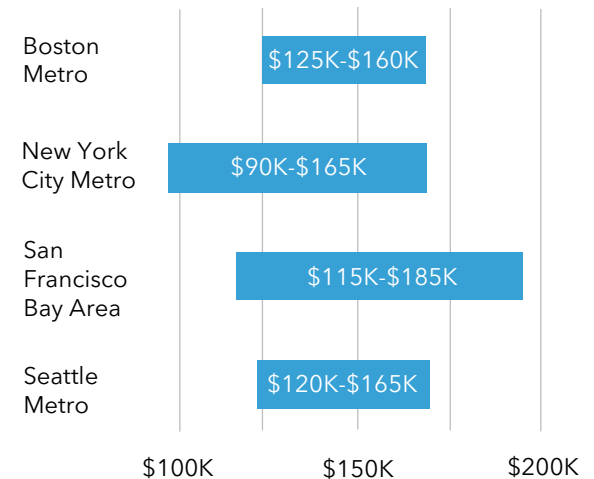
## REASON FOR ACCEPTING OFFER

<b>Growth Potential</b>	<b>48.8%</b>
Job Function	20.9%
Industry	7.0%
Compensation	7.0%
People/Corporate Culture	7.0%
Prestige of Firm	7.0%
Commitment to Sustainability	2.3%

## REGION

	%	MEAN	MEDIAN
<b>United States</b>	<b>94.6%</b>	<b>\$135,182</b>	<b>\$132,000</b>
<b>NORTHEAST</b>	<b>51.0%</b>	<b>\$132,948</b>	<b>\$130,000</b>
Boston Metro	12.7%	\$131,714	\$125,000
New York City Metro	38.2%	\$133,380	\$132,000
<b>WEST</b>	<b>32.7%</b>	<b>\$143,353</b>	<b>\$140,000</b>
San Francisco Bay Area	14.5%	\$141,875	\$137,500
Seattle Metro	16.4%	\$145,250	\$145,000
<b>Rest of US</b>	<b>10.9%</b>	<b>\$122,083</b>	<b>\$120,000</b>
MIDWEST	1.8%	- <sup>1</sup>	-
MIDATLANTIC	3.6%	- <sup>1</sup>	-
SOUTHWEST	5.5%	\$124,167	\$120,000
<b>Rest of World</b>	<b>5.4%</b>	<b>-<sup>1</sup></b>	<b>-</b>
AFRICA	1.8%	- <sup>1</sup>	-
ASIA	1.8%	- <sup>1</sup>	-
EUROPE	1.8%	- <sup>1</sup>	-

## TOP METRO AREA SALARY RANGES



<sup>1</sup> Dash indicates fewer than three people or less than 1% reported salary information.

## MASTER OF BUSINESS ANALYTICS CONTACTS

### Career Development Office

#### Tracy Wishon

MBA Career Advisor  
twishon@mit.edu  
1-617-258-9623

### Master of Business Analytics Program Office

#### Michelle Li

Director  
limi@mit.edu  
1-617-324-7764



## NONDISCRIMINATION POLICY: COMMITMENT TO EQUAL OPPORTUNITY

The Massachusetts Institute of Technology is committed to the principle of equal opportunity in education and employment. The Institute prohibits discrimination against individuals on the basis of race, color, sex, sexual orientation, gender identity, pregnancy, religion, disability, age, genetic information, veteran status, or national or ethnic origin in the administration of its educational policies, admissions policies, employment policies, scholarship and loan programs, and other Institute administered programs and activities; the Institute may, however, favor US citizens or residents in admissions and financial aid.\*

The Vice President for Human Resources is designated as the Institute's Equal Opportunity Officer. Inquiries concerning the Institute's policies, compliance with applicable laws, statutes, and regulations, and complaints may be directed to Ramona Allen, Vice President for Human Resources, Building NE49-5000, 617-324-5675. In addition, inquiries about Title IX (which prohibits discrimination on the basis of sex) may be directed to the Institute's Title IX Coordinator, Sarah Rankin, Room W31-223, 617-324-7526, [idhr@mit.edu](mailto:idhr@mit.edu). Information about the grievance procedures and process for discrimination and discriminatory harassment, including how to report or file a complaint of sex discrimination, how to report or file a formal complaint of sexual harassment, and how MIT will respond is available at [idhr.mit.edu](http://idhr.mit.edu). Inquiries about the laws and about compliance may also be directed to the United States Department of Education, Office for Civil Rights, Region I, 5 Post Office Square, 8th Floor, Boston, MA 02109-3921, 617-289-0111, [OCR.Boston@ed.gov](mailto:OCR.Boston@ed.gov).

*\*The ROTC programs at MIT are operated under Department of Defense (DoD) policies and regulations, and do not comply fully with MIT's policy of nondiscrimination with regard to gender identity. MIT continues to advocate for a change in DoD policies and regulations concerning gender identity, and is committed to providing alternative financial assistance under a needs-based assessment to any MIT student who loses ROTC financial aid because of these DoD policies and regulations.*

## ACCURACY IN REPORTING EMPLOYMENT STATISTICS

The MIT Sloan School of Management adheres to the MBA Career Services & Employer Alliance (MBA CSEA) Standards for Reporting Employment Statistics ([mbacsea.org](http://mbacsea.org)). Conformance to this business school industry standard ensures accurate and comparable employment data. Currently, the majority of the leading business programs adhere to these accepted reporting standards. MIT Sloan takes a leadership role to promote the importance of accurate and comparable employment and salary statistics to prospective students and employers.

