



MIT Sloan
Master of Finance
Employment Report
Class of 2013



Class of 2013 Profile*

Number of Candidates	124
U.S. Citizens	18%
Non-U.S. Citizens	82%
Women	36%
Average GMAT Score Range	700-760
Average Undergraduate GPA (out of 4.0)	3.8
Average Full-Time Work Experience Prior to MIT Sloan	5 months

*Class profile as of matriculation.

Class of 2013 Master of Finance Employment Profile

	Number	Percent
Seeking Employment	89	73.5%
Postponing Job Search	19	15.6%
Sponsored & Returning to Company	6	5.0%
Starting a Business	2	1.7%
Continuing Education	2	1.7%
Other Reasons for Not Seeking	1	0.8%
No Information Available	2	1.7%
Total	121*	100%

*Class size increased from 73 in 2012 to 121 in 2013.

Offer & Acceptance Rates as of October 4, 2013

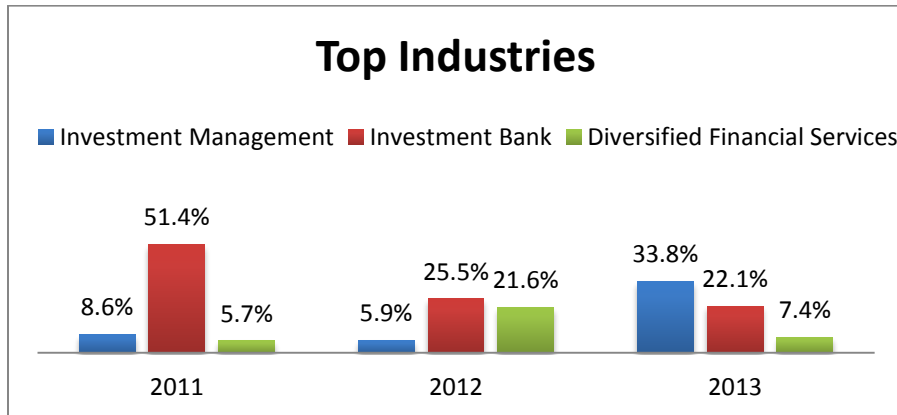
	Total	Offers in the US	Offers Outside of the US
Offers	87.6%	58.8%	28.8%
Acceptances	76.4%	57.6%	18.8%

Base Salary

	Mean	Median	Low	High
US Citizens & Permanent Residents	\$76,250	\$72,500	\$65,000	\$100,000
Non-US Citizens	\$75,751	\$72,500	\$27,000	\$140,000
Total	\$75,827	\$72,500	\$27,000	\$140,000

Job Acceptances by Industry

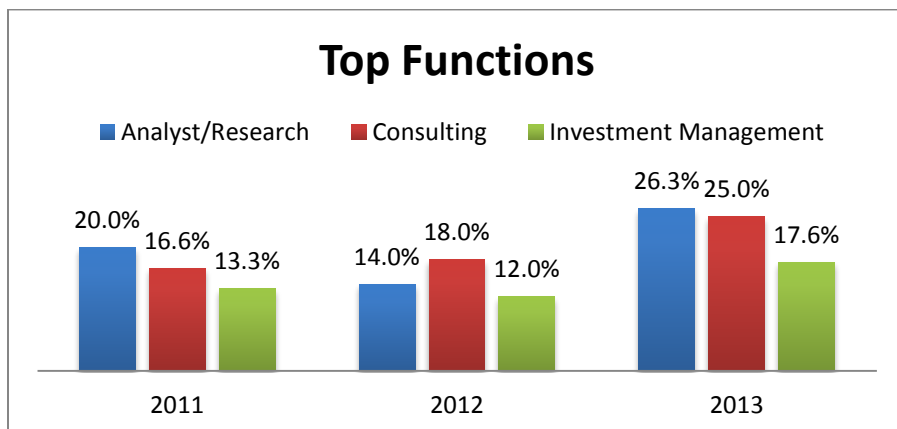
Finance: Investment Management	33.8%	Consulting	22.1%
Finance: Investment Bank	22.1%	Software/Internet	5.9%
Finance: Diversified Financial Services	7.4%	Energy	2.9%
Finance: Private Equity/Venture Capital	3.0%	Retail	1.4%
		Pharmaceutical/Healthcare	1.4%



Job Acceptances by Functional Area

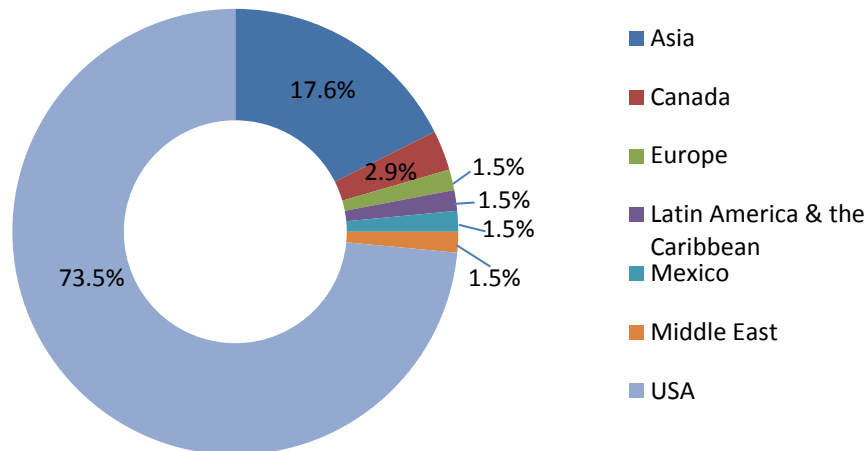
Finance: Analyst/Research	26.3%
Consulting	25.0%
Finance: Investment Management	17.6%
Finance: Investment Banking	11.8%
Finance: Sales & Trading	7.4%
Finance: Other ³	7.4%
Finance: Treasury	1.5%
Leadership Development Program / General Management	1.5%
Operations/Project Management	1.5%

³Finance: Other includes Corporate Finance and M&A.



Job Acceptances by Geographic Location

Job Acceptances by Geographic Location



Source of Job

School Facilitated (On-campus Interviewing, Job Postings, Resume Database, Alumni/Faculty Referrals, Club Events) **63.2%**

Student Facilitated (Contacted Directly, Previous Employer, Online Job Board, Personal Network) **36.8%**

Employers Hiring Members of the Master of Finance Class of 2013

A.T.Kearney
 Acadian Asset Management
AIG (American International Group, Inc.)
 AIM Consulting
 Aksia LLC
 Altman Vilandrie & Company
Analysis Group, Inc.
 Applied Predictive Technologies
 Bain & Company, Inc.
Barclays
Bayview Asset Management
BlackRock*
 Boehringer Ingelheim Pharmaceuticals, Inc.
Boston Consulting Group*
Citi*
 CITIC SECURITIES

CMR Business Consulting
 Consolidated Trading LLC
 CorpBanca NY
 Dartmouth Endowment
 Deloitte Consulting*
Deutsche Bank
 FDO Partners, LLC
 FFTW
Fidelity Investments
 GE Capital
Goldman Sachs Group*
 ICBC International
Lewtan
 Loomis Sayles & Co., LP
 Lunar Capital
 McKinsey & Company*
 Millstein & Co.
Morgan Stanley*
National Grid

NERA Economic Consulting
Oliver Wyman Group*
 PA Consulting Group
 Pareto Securities
 Peak6 Investments
 Picoco LLC
 Quantitative Management Associates
 Schlumberger Business Consulting
 Sequoia Capital
 Sigma Rose LLC
 Snow Lake Capital
 Standard Life Investments
 State Street Corporation*
 Sun Life Financial
 UBS
 VY CAPITAL
 Walmart

Bolded companies hired at least two Master of Finance graduates in 2013.

* Companies who have hired Master of Finance graduates for the last three years.

Companies in **red** have hired at least one Master of Finance graduate since the inception of the program.

Career Development Office

Sue Kline

Director, Masters' Programs

skline@mit.edu

1-617-253-6149

Master of Finance Program Office

Heidi Pickett

Director

hpickett@mit.edu

1-617-258-5434

Nondiscrimination Policy

The Massachusetts Institute of Technology is committed to the principle of equal opportunity in education and employment. The Institute does not discriminate against individuals on the basis of race, color, sex, sexual orientation, gender identity, religion, disability, age, genetic information, veteran status, ancestry, or national or ethnic origin in the administration of its educational policies, admissions policies, employment policies, scholarship and loan programs, and other Institute administered programs and activities, but may favor US citizens or residents in admissions and financial aid.*

The Vice President for Human Resources is designated as the Institute's Equal Opportunity Officer and Title IX Coordinator. Inquiries concerning the Institute's policies, compliance with applicable laws, statutes, and regulations (such as Title VI, Title IX, and Section 504), and complaints may be directed to the Vice President for Human Resources, Room E19-215, 617-253-6512, or to the Manager of Staff Diversity and Inclusion, Room E19-215, 617-452-4516. In the absence of the Vice President for Human Resources or the Manager of Staff Diversity and Inclusion, inquiries or complaints may be directed to the Executive Vice President, Room 4-204, 617-253-3928, or to the Director of Labor and Employee Relations, Room E19-235N, 617-253-4264, respectively. Inquiries about the laws and about compliance may also be directed to the Assistant Secretary for Civil Rights, US Department of Education.

**The ROTC programs at MIT are operated under Department of Defense (DoD) policies and regulations, and do not comply fully with MIT's policy of nondiscrimination with regard to gender identity. MIT continues to advocate for a change in DoD policies and regulations concerning gender identity, and will replace scholarships of students who lose ROTC financial aid because of these DoD policies and regulations.*