



MIT Sloan
School of Management

Master of Finance
Employment Report
Class of 2015



Master of Finance Class of 2015 Employment Data

Class Profile*

| | |
|--|-------------|
| Number of Candidates | 115 |
| U.S. Citizens | 16% |
| Non-U.S. Citizens | 84% |
| Women | 40% |
| GMAT Score Range | 700-770 |
| Average Undergraduate GPA (out of 4.0) | 3.7 |
| Average Full-Time Work Experience | 17.5 months |

*Class profile as of matriculation.



Employment Profile

| | Number | Percent |
|----------------------------------|------------|---------------|
| Seeking Employment | 83 | 72.2% |
| Postponing Job Search | 11 | 9.6% |
| Sponsored & Returning to Company | 11 | 9.6% |
| Continuing Education | 5 | 4.3% |
| Starting a Business | 5 | 4.3% |
| Total | 115 | 100.0% |

Offer & Acceptance Rates as of September 30, 2015

| | Total | US | Outside of the US |
|-------------|-------|-------|-------------------|
| Offers | 92.8% | 69.9% | 22.9% |
| Acceptances | 84.3% | 68.7% | 15.6% |

Base Salary

| | Mean | Median | Low | High |
|-----------------------------------|-----------------|-----------------|-----------------|------------------|
| US Citizens & Permanent Residents | \$88,692 | \$80,000 | \$62,000 | \$130,000 |
| Non-US Citizens | \$77,153 | \$80,000 | \$30,000 | \$130,000 |
| | \$79,832 | \$80,000 | \$30,000 | \$130,000 |

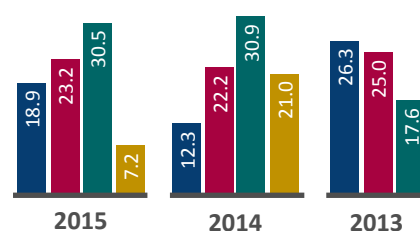
Job Acceptances by Functional Area

| Functional Area | Percent |
|---|---------|
| Finance | |
| Asset Management | 30.5% |
| Quantitative Analysis | 10.2% |
| Research | 8.7% |
| Transactions (M&A/Securities Issuance/Advisory) | 7.2% |
| Corporate Finance and Treasury | 4.3% |
| Sales & Trading | 4.3% |
| Venture Capital | 1.4% |
| Other Finance | 1.4% |
| Consulting | |
| Management/Strategy Consulting | 20.3% |
| Financial Services/Economic Consulting | 2.9% |
| Other Business Functions | |
| | 8.8% |

*Functional areas were clarified and re-categorized in 2014.

Top Functions

- Analyst/Research
- Consulting
- Asset Management
- Transactions (M&A/Securities Issuance/Advisory)

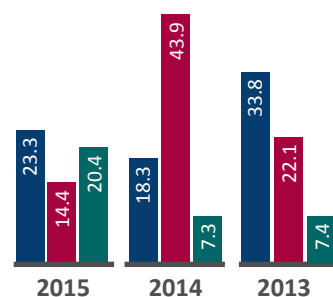


Job Acceptances by Industry

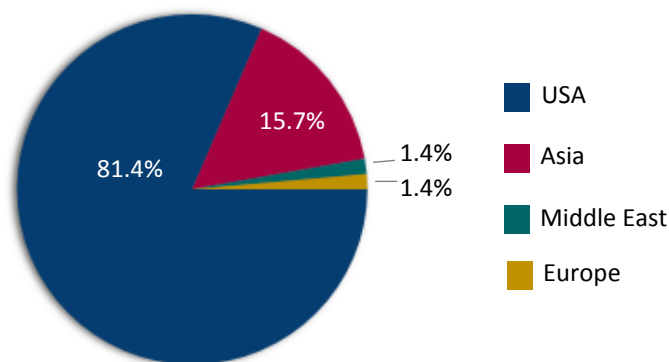
| Industry | Percent |
|-------------------------------------|---------|
| Finance | |
| Investment Management | 23.3% |
| Diversified Financial Services | 20.4% |
| Banks | 14.4% |
| Private Equity | 8.7% |
| Venture Capital | 1.4% |
| Consulting | |
| | 24.7% |
| Technology | |
| | 4.3% |
| Automotive/Consumer Products | |
| | 2.8% |

Top Industries

- Asset Management
- Investment Bank
- Diversified Financial Services



Job Acceptances by Geographic Location



Source of Job

| | |
|--|--------------|
| School Facilitated | 45.5% |
| On-campus Interviewing, Job Postings, Resume Database, Alumni/Faculty Referrals, Club Events | |
| Student Facilitated | 54.5% |
| Contacted Directly, Previous Employer, Online Job Board, Personal Network | |

Employers Hiring Members of the Master of Finance Class of 2015

| | | |
|--|-----------------------------------|------------------------------------|
| A.T. Kearney | Cornerstone Research | Moody's Corporation |
| AIG | Credigy Solutions | MSCI |
| Allen & Company | Deloitte Consulting* | Murex |
| Altman Vilandrie & Company | Epic Systems Corporation | Oliver Wyman Group |
| American Growth Capital Partners | EverQuote | Overland Advisors |
| Analysis Group | Federal Reserve Bank of New York | Ping An Securities |
| Anbang Group | Fidelity Investments | Point Hope Group |
| Applied Predictive Technologies | First Eagle Investment Management | Remitia |
| Bain & Company | Flint Capital | Roland Berger Strategy Consultants |
| Bank of China | General Motors | Rosemark Capital |
| Barclays | Geneva Energy Markets | Schlumberger Business Consulting |
| Bessemer Trust | Goldman Sachs Group* | State Street Corporation* |
| BlackRock | Hancock Natural Resources Group | T. Rowe Price |
| Boston Trust and Investment Management Company | KCG Holdings | UBS |
| China Southern Asset Management | Kensho Technologies | Vision Knight Capital |
| Citi* | Kraft Heinz Company | Volant Trading |
| Communications Media Advisors | Landmark Partners | |
| Consolidated Trading | McKinsey & Company* | |
| | MetricStream | |

Bolded companies hired at least two Master of Finance graduates in 2015.

* Companies who have hired Master of Finance graduates for the last three years.

Master of Finance Contacts

Career Development Office

Sue Kline

Senior Co-Director
skline@mit.edu
1-617-253-6149

Janet Marks

Senior Co-Director
jrmarks@mit.edu
1-617-253-6149

Master of Finance Program Office

Heidi Pickett

Director
hpickett@mit.edu
1-617-324-8121

Nondiscrimination Policy

The Massachusetts Institute of Technology is committed to the principle of equal opportunity in education and employment. The Institute does not discriminate against individuals on the basis of race, color, sex, sexual orientation, gender identity, religion, disability, age, genetic information, veteran status, ancestry, or national or ethnic origin in the administration of its educational policies, admissions policies, employment policies, scholarship and loan programs, and other Institute administered programs and activities, but may favor US citizens or residents in admissions and financial aid.*

The Vice President for Human Resources is designated as the Institute's Equal Opportunity Officer and Title IX Coordinator. Inquiries concerning the Institute's policies, compliance with applicable laws, statutes, and regulations (such as Title VI, Title IX, and Section 504), and complaints may be directed to the Vice President for Human Resources, Room E19-215, 617-253-6512, or to the Manager of Staff Diversity and Inclusion, Room E19-215, 617-452-4516. In the absence of the Vice President for Human Resources or the Manager of Staff Diversity and Inclusion, inquiries or complaints may be directed to the Executive Vice President, Room 4-204, 617-253-3928, or to the Director of Labor and Employee Relations, Room E19-235N, 617-253-4264, respectively. Inquiries about the laws and about compliance may also be directed to the Assistant Secretary for Civil Rights, US Department of Education.

**The ROTC programs at MIT are operated under Department of Defense (DoD) policies and regulations, and do not comply fully with MIT's policy of nondiscrimination with regard to gender identity. MIT continues to advocate for a change in DoD policies and regulations concerning gender identity, and will replace scholarships of students who lose ROTC financial aid because of these DoD policies and regulations.*